

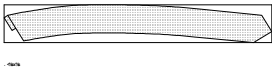
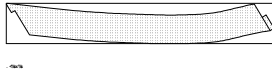


CLIENT		CHANTIER	
		MOVINGUI	
Interieur		R42	
2053.3	427.7	72	

CLIENT		CHANTIER	
		MOVINGUI	
Interieur		R42	
2052.1	465.2	72	

CLIENT		CHANTIER	
		MOVINGUI	
Exterieur		R42	
2806.5	435.9	64	

CLIENT		CHANTIER	
		MOVINGUI	
Exterieur		R42	
2740.3	451.1	64	