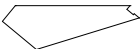
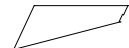
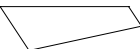
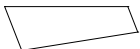
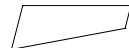












MENUISIERS REUNIS

Date :25/ 3/2021

Page: 1

PREDEBIT DES MARCHES EXEMPLE

Dessin Marche	Type Marches	Long deb	Larg deb	Epai deb	Client	Chantier	Essence	Reference	Qte
	M30	1256.9	396.6	30	CLIENT	CHANTIER	MOVINGUI	R42	1
	M30	1107.2	416.4	30	CLIENT	CHANTIER	MOVINGUI	R42	1
	M30	1085.8	331.4	30	CLIENT	CHANTIER	MOVINGUI	R42	1
	M30	960.5	309.4	30	CLIENT	CHANTIER	MOVINGUI	R42	1
	M30	945.7	336.8	30	CLIENT	CHANTIER	MOVINGUI	R42	1
	M30	897.3	309.5	30	CLIENT	CHANTIER	MOVINGUI	R42	1
	M30	872.3	321	30	CLIENT	CHANTIER	MOVINGUI	R42	1
	M30	858.2	298.7	30	CLIENT	CHANTIER	MOVINGUI	R42	1
	M30	838.4	303.7	30	CLIENT	CHANTIER	MOVINGUI	R42	1
	M30	837.5	279.5	30	CLIENT	CHANTIER	MOVINGUI	R42	1
	M30	834	279.8	30	CLIENT	CHANTIER	MOVINGUI	R42	1
	M30	834	275.4	30	CLIENT	CHANTIER	MOVINGUI	R42	1
	M30	834	275.3	30	CLIENT	CHANTIER	MOVINGUI	R42	1
	M30	834	275.3	30	CLIENT	CHANTIER	MOVINGUI	R42	1
	M30	834	95	30	CLIENT	CHANTIER	MOVINGUI	R42	1
C.M.S.	*	13.8298	4.5038	0.4500	*	*	*	*	15